


Modulation of rheological and textural properties in avocado pulp: impact of maltodextrin concentration and temperature

Samara Ribeiro¹, Amanda Nascimento^{1,2}, Janaina Lima², Leonardo Batista², Renata Almeida² and Hugo Lisboa^{1,2*} 

¹ Pos-Graduação Engenharia de Processos, Universidade Federal Campina Grande, Av. Aprigio Veloso 882, 58400-900 Campina Grande, Paraíba, Brazil

² Unidade Acadêmica Engenharia de Alimentos, Universidade Federal Campina Grande, Av. Aprigio Veloso 882, 58400-900 Campina Grande, Paraíba, Brazil

* Corresponding author, E-mail: hugom.lisboa80@gmail.com

Abstract

The study of rheological and textural properties in fruit-based beverages is crucial for optimizing their sensory qualities and consumer appeal. This study investigated the effects of maltodextrin concentration and temperature on an avocado pulp rheological and textural properties. Using rheological models (Bingham, Ostwald-Waele, and Cross), it was found that the beverage exhibited non-Newtonian, shear-thinning behavior. Maltodextrin was found to modulate these properties, reducing the initial flow barrier at lower concentrations and enhancing yield stress and viscosity at higher concentrations. Temperature also played a significant role, with lower temperatures yielding increased viscosity and yield stress. A thermodynamic analysis confirmed a direct relationship between maltodextrin concentration and activation energy, suggesting that maltodextrin forms a new structure within the avocado pulp that hinders molecular mobility. Textural parameters, including cohesiveness, consistency, firmness, and viscosity index, were all found to increase with maltodextrin concentration and decrease with temperature. These findings contribute to our understanding of the role of hydrocolloids and temperature in modulating fruit-based beverages' rheological and textural properties, offering significant implications for beverage formulation in the food industry.

Citation: Ribeiro S, Nascimento A, Lima J, Batista L, Almeida R, et al. 2024. Modulation of rheological and textural properties in avocado pulp: impact of maltodextrin concentration and temperature. *Food Materials Research* 4: e014 <https://doi.org/10.48130/fmr-0024-0005>

Introduction

The avocado (*Persea americana* Mill.), is a tropical and subtropical fruit, that originated from Central America and, more specifically, from Mexico, Guatemala, and West India^[1]. Avocado is considered a complementary food with high nutritional value and bioactive components that could provide children with all benefits of fruits and vegetables^[2]. Fruit suspensions consist of disintegrated vegetable cells and cell wall material dispersed in a fluid comprised of soluble components such as sugars, salts, and acids. However, avocado presents a particular chemical composition, rich in proteins, fibers, and lipids, which can provide rheological information different from other types of fruit pulps^[3,4].

Understanding the rheological properties of food products is essential for many industry segments. Rheological data is required for equipment design in extrusion, pumping, mixing, and agitation processes^[5]. It is also important in food development and quality control as rheological data is linked to food texture, which is an important factor in food products' acceptability^[6]. Finally, the fundamental understanding of food materials structures and interactions through the development of equations for rheological characterization is also an important feature to consider.

Food products and especially fruit fluids typically present non-newtonian shear thinning behavior caused by a complex microstructure originating from a mixture of different components that can be either soluble or suspended^[7]. Information about the rheological properties of avocado pulp and avocado

pulp products is scarce since most articles focus on avocado oil^[8]. The shear thinning behavior of avocado pulp and diluted avocado pulp has been described, revealing a pseudoplastic behavior with viscosity decreasing with avocado pulp concentration^[9]. The effects of ultra-high pressure on the flow and viscoelasticity of avocado pulp revealed a shear thinning behavior but a lack of fit under the Herschel-Bulkley model^[10]. The effects of ripening on the rheological properties of Avocado pulp revealed a Bingham plastic behavior^[11]. More recently, the rheological properties were determined for avocado pulp after being minimally processed, high shear processed, or treated by malaxation, dilution, or sonication. Neither process altered the solid-like behavior of the avocado pulp. However, the storage moduli decreased with the mechanical treatments and water dilution, and both viscoelastic moduli increased with sonication treatment^[12].

Maltodextrin, a widely used polysaccharide in the food industry, especially in beverage systems, is essential for its functional properties like thickening, stabilizing, and bulking^[2,13]. As a derivative of starch, it enhances mouthfeel and body in beverages without significantly increasing sweetness or altering flavor, making it ideal for health and energy drinks. Its use in avocado-based beverages is particularly intriguing for studying its interaction with avocado's fats and fibers, potentially altering viscosity, consistency, and sensory attributes. This research aims to understand how maltodextrin modulates the rheological and textural properties of avocado pulp, a key factor in developing innovative, functional, and appealing avocado-based beverages in response to growing consumer demand.

However, there is a noticeable gap in understanding how avocado pulp interacts with additives like maltodextrin, particularly under varying temperature conditions, which are commonly encountered in industrial processing. Temperature variations can significantly impact the rheological properties of food products, influencing their processing, storage, and sensory attributes.

Given the growing interest in avocado as a food product and its intensive processing in the industry, there is a clear need for more comprehensive rheological studies that take into account the effect of temperature. This research aims to bridge this gap by conducting detailed rheological and textural analyses under different temperature conditions. Specifically, the study seeks to elucidate the complex interactions between avocado pulp and maltodextrin across a range of temperatures, and how these interactions influence the flow properties of the pulp. Understanding the temperature-dependent behavior of these interactions is crucial for optimizing processing techniques and improving the quality of avocado-based food products, ensuring their stability and consistency under various storage and consumption conditions.

Materials and methods

Materials

Avocado (Persea Americana Mill.), were hand picked and bought at a local market. Commercial cow milk was also purchased at local supermarkets. Maltodextrin DE10 Corn Brazil was used as drying additive.

Avocado pulp preparation

Avocado skin and kernel were hand removed and separated from the pulp. Then the five formulations were prepared as described in Table 1. Initially, the avocado was washed with abundant water, and then the bark and core were removed. The avocado pulp was placed in a knife homogenizer along with the desired amounts of water and maltodextrin. Each formulation was homogenized for 10 min. No other additives were used. Maltodextrin amounts were chosen to cover a wide range of concentrations.

Rheological measurements

Viscosity and torque measurements were made on avocado mixtures using a Brookfield viscometer (RV+ model, Brookfield Engineering Laboratories Inc., MA, USA) at temperatures of 5, 25, and 35 °C with nine spindle speeds (1, 3, 5, 10, 20, 30, 50, 60, and 100 rpm). The temperature was maintained using a thermostatically controlled water bath. All data were taken after 30 s in each sample, with a rest in time between the measurements at different spindle speeds. Appropriate spindles

(spindle no: 3 or 4) were used to get all readings within the scale. A 500 ml beaker was used for all measurements with the guard leg on and enough samples were added to just cover the immersion grooves on the spindle shafts. All experiments were replicated three times. Average shear stress and shear rates were calculated using the method of Mitschka^[14].

Texture analysis

Instrumental texture measurements were performed using a penetrometer (TA-TX plus, Stable Micro Systems, UK) equipped with a 50 N load cell. An A/BE-d35 probe was compressed twice against each bread sample of 25 mm to a defined depth (50%) at a rate of 1.7 mm/s. Measurements were performed in triplicate. As a result of these experiments, force–time curves were built and analyzed to determine the average of mechanical parameters (Firmness, Cohesiveness, Consistency and Viscosity index). The firmness parameter is related to the force required to attain a given deformation and is represented by the altitude of the first peak on the force-time curve. The cohesiveness parameter is related to the ability of the sample to resist deformation and maintain its structure. It is calculated as the ratio of the area under the force-time curve produced in the first compression to the area under the curve produced in the second compression. The consistency parameter is related to the resistance of the sample to deformation and is determined by analyzing the force-time curves. One common method is to calculate the area under the curve, which represents the work done on the sample during the test. A larger area under the curve typically indicates a higher consistency, as it suggests that more work is required to deform the sample. The viscosity index is a parameter related to the flow behavior of the sample under deformation. It is calculated as the ratio of the area under the force-time curve to the maximum force applied^[15].

Data modeling

Rheological models

The term Bingham fluid typically represents a fluid with a yield stress and then a Newtonian behavior. Bingham fluid model is presented in Eqn (1):

τ + τ₀ = Kγ (1)

where, τ is the shear stress (Pa), τ₀ is the yield stress (Pa), K the Bingham consistency index and γ is the shear rate (s⁻¹). Ostwald-Waele rheological model, or power law equation oss presented in Eqn (2).

τ = Kγⁿ (2)

where, K is the consistency index (Pa·sⁿ) and n is the flow behavior index.

The apparent viscosity can be correlated with the shear rate through the adapted Cross model as presented in Eqn (3).

Table 1. Tested avocado formulations and respective chemical composition.

Formulations	Unit	SM0	SM5	SM10	SM20	SM40
Avocado	g	450	450	450	450	450
Water	g	1000	1000	1000	1000	1000
Maltodextrin	g	0	75.5	151	302	604
Chemical composition						
Water	g/100 g	91.40 ± 0.12	86.89 ± 0.21	82.72 ± 0.20	75.62 ± 0.17	64.53 ± 0.19
Protein	g/100 g	0.61 ± 0.007	0.59 ± 0.004	0.55 ± 0.002	0.50 ± 0.002	0.42 ± 0.001
Lipids	g/100 g	4.78 ± 0.005	4.61 ± 0.005	4.33 ± 0.003	3.95 ± 0.005	3.35 ± 0.003
Ash	g/100 g	0.52 ± 0.008	0.46 ± 0.0007	0.47 ± 0.001	0.45 ± 0.002	0.38 ± 0.005
Carbohydrates	g/100 g	2.68 ± 0.005	7.52 ± 0.05	11.86 ± 0.04	19.45 ± 0.04	31.31 ± 0.03

$$\eta = \eta_{\infty} + \frac{\eta_0 - \eta_{\infty}}{(1 + (\alpha_c \cdot \dot{\gamma})^m)} \approx \frac{\eta_0}{(1 + (\alpha_c \cdot \dot{\gamma})^m)} \quad (3)$$

where, η the apparent or effective viscosity (Pa·s), η_{∞} is the infinite-shear-rate-viscosity, η_0 is the zero-shear-rate-viscosity α_c is the Cross time constant (s), m the Cross exponent. Since η_0 values are much higher than η_{∞} , the model was modified.

Thermodynamic models for flow

Fluid flow is kinetically controlled so that an Arrhenius-type equation can be written:

$$\eta_{app} = A \exp\left(\frac{E_a}{RT}\right) \quad (4)$$

where, η_{app} is the apparent viscosity (Pa·s), A is a frequency factor associated with molecular collision rate (Pa·s), E_a is the activation energy (kJ/mol). R is the perfect gas constant (kJ/K mol) and T is the absolute temperature.

Statistical analysis

All measurements were performed in triplicate. The results were evaluated by one-way analysis of variance (ANOVA) and average comparison by Tukey's test at 5% probability. All models presented significance relevance for a $p < 0.05$. Statistical work was performed using STATISCA 12.0, Statsoft, Tulsa, OK, USA.

Results and discussion

Rheological characterization of diluted avocado pulp

Rheological properties are essential for many industrial features and quality control but are also important to better understand the molecular interactions within the liquid material. Figure 1 presents the viscosity curves of all prepared samples at three different temperatures. All samples revealed thixotropic (shear thinning) properties throughout the entire range of shear rates used, revealing a non-Newtonian behavior since shear rate increases with shear stress, which can be generally explained by a mixture of dissolved and suspended compounds. This result agrees with other works using avocado, once Tabilo-Munizaga and co-workers also detected a shear thinning behavior for avocado puree^[10]. However, from a rheological perspective, water, a main component of our formulation, is a Newtonian fluid. The rheology of these fluids is influenced by several parameters, being the most important the inter-particle forces. The shear thinning effect can be generally explained by asymmetric molecules aligned in shear planes, thereby reducing frictional resistance^[16]. The presence of fat globules from avocados can significantly contribute to the

shear thinning effect. Applying shear stress can progressively disrupt fat globules creating more agglomerates with smaller volumes and less interstitial volume. Therefore, reducing the fat volume fraction leads to less apparent viscosity explaining the shear-thinning behavior.

Temperature plays a significant role in influencing the viscosity of substances, including avocado pulp. The observed reduction in viscosity from 4 to 37 °C can be attributed to several factors, such as increased molecular motion and changes in the properties of fat globules and their interactions. As temperature rises, molecules move more rapidly, weakening intermolecular interactions like hydrogen bonding and van der Waals forces^[17]. This leads to a decrease in viscosity as the substance flows more easily. In addition to molecular motion, the behavior of fat globules and other components like polysaccharides within avocado pulp can also be affected by temperature changes. As temperature increases, fat globules become more fluid and their interactions alter, contributing to the reduction in viscosity. Moreover, higher temperatures can cause changes in the conformation and solubility of polysaccharides and other components, impacting the overall viscosity of the pulp. Understanding these temperature-related changes is crucial for applications such as food processing and product development, as they can affect the final product's texture, stability, and quality.

While maltodextrin is not typically considered an effective emulsifier, its amphiphilic nature and interaction with other components in a mixture can still influence the rheological properties of the system. In the case of the avocado-based samples, adding small amounts of maltodextrin led to a decrease in apparent viscosity, as shown in Fig. 2. This observation suggests that maltodextrin may interact with the fat globules in the avocado pulp, potentially causing some disruption in the globules or altering the balance between repulsive and attractive forces. However, it is essential to note that these effects may be limited and depend on the maltodextrin concentration. In the study, the apparent viscosity only started to increase after the maltodextrin concentration reached 20%. This increase in viscosity could be attributed to other factors, such as the thickening properties of maltodextrin or increased interactions between maltodextrin and other components in the system at higher concentrations. In summary, while maltodextrin is not a strong emulsifier, its presence, and interactions with other components, such as fat globules in avocado pulp, can impact the rheological properties of the mixture. The effects of maltodextrin on viscosity and emulsion stability may be concentration-dependent and should be considered when

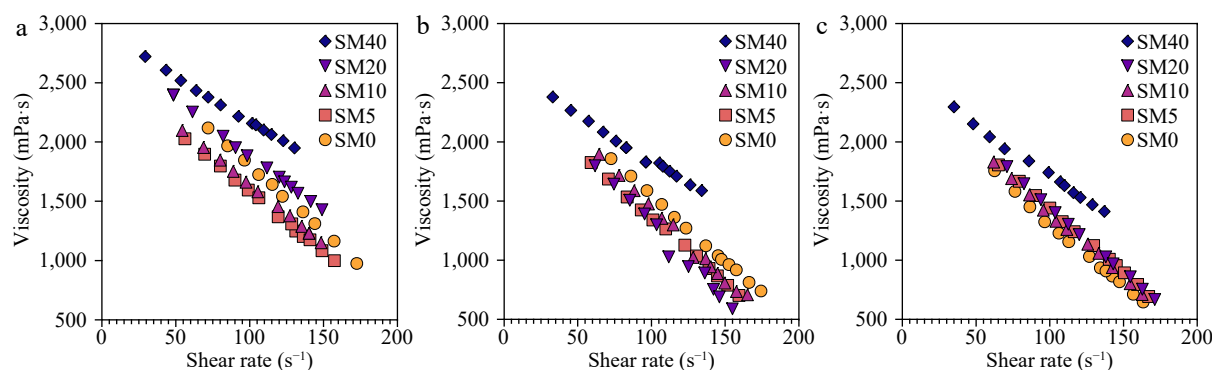


Fig. 1 Viscosity curves for diluted avocado pulp at (a) 4 °C, (b) 25 °C, and (c) 37 °C.

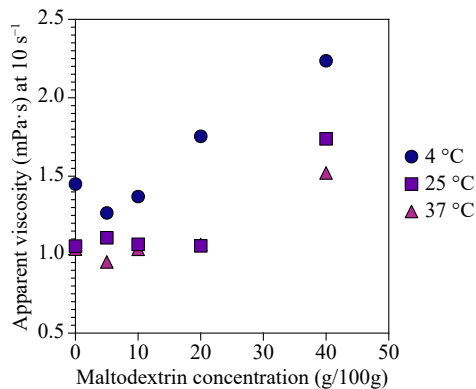


Fig. 2 Effect of maltodextrin concentration on the apparent viscosity of diluted avocado pulp at 10 s⁻¹ shear rate.

formulating food products containing both maltodextrin and avocado. This insight could be useful for optimizing products containing avocado and maltodextrin formulation, considering the desired rheological properties for specific applications.

Bingham flow modeling

Natural fluids require a critical level of stress to initiate flow. Below this critical value, fluids behave as solids absorbing stress without movement^[18]. After reaching the critical level, the fluid yields to flow, hence the term yield stress. To determine the yield stress of the solutions and the impact of maltodextrin concentration, bingham model was fitted to the experimental data and the results summarized in Table 2. Yield stress values ranged from 24.84 to 12.71 and are influenced by temperature and maltodextrin concentration. Similar values for yield stress were observed for different fruit purees^[19]. Moreover, yield stress values are higher for diluted avocado at 0% concentration of maltodextrin, and only after 20% of maltodextrin the yield stress surpass that initial value. Thus, small percentages of maltodextrin seem to reduce the initial flow barrier and act as a lubricant. At 25 and 37 °C, the initial flow barrier is similar for all maltodextrin concentrations, and only at the concentration of 40% is this value higher than the previous formulations. Yield stress reveals a three-dimensional structure that prevents flow at low shear rates. When higher shear rates are applied, the hydrodynamic forces disrupt secondary bonds such as ionic interactions and hydrogen bonds. Therefore, results can be explained by the formation of such a three-dimensional structure that firstly is interrupted by maltodextrin at low concentration but then, after a critical concentration, forms a new macromolecular structure. This is quickly identified at low temperatures because the density of secondary bonds is temperature dependent.

Additionally, when small percentages of maltodextrin are introduced, the fat globules may be affected by the altered balance of attractive and repulsive forces between the globules themselves and the maltodextrin molecules. The disruption of fat globules at low concentrations of maltodextrin could explain the reduced initial flow barrier and the lubricating effect observed. As the concentration of maltodextrin increases, it may lead to a new macromolecular structure that interacts with the fat globules and other components, causing an increase in yield stress.

Furthermore, temperature changes can impact the behavior of fat globules, affecting their fluidity and interactions within the system. Fat globules are more likely to maintain their structure at lower temperatures, leading to a higher density of secondary bonds and more pronounced yield stress. As the temperature increases, fat globules become more fluid, reducing the strength of these secondary bonds and lowering the yield stress. Bienvenue et al. identified increases in yield stress when concentrated milk was stored for more extended

Table 2. Parameters determined for Bingham and Ostwald-Waeille flow model, and Cross Viscosity Model.

Samples	Temperature (°C)	τ_0 (Pa.s)	K (Pa.s)	R^2	K (Pa.s ⁿ)	n	R^2	η_0 (Pa.s)	αC (s)	γC (s ⁻¹)	m	R^2
SM0	4	18.26 ± 0.15	0.057 ± 0.002	0.9709	8.764 ± 0.1	0.22 ± 0.01	0.9985	1.1E+03 ± 100	1145 ± 115	8.7E-04 ± 0.0001	0.8 ± 0.08	0.9986
	25	13.17 ± 0.12	0.060 ± 0.003	0.9956	5.681 ± 0.08	0.27 ± 0.01	0.9995	1.4E+04 ± 1400	1486 ± 149	6.7E-04 ± 0.00007	0.86 ± 0.086	0.9965
	37	13.00 ± 0.10	0.054 ± 0.002	0.9833	5.819 ± 0.07	0.25 ± 0.01	0.9966	9.4E+03 ± 940	4450 ± 445	2.2E-04 ± 0.00002	0.75 ± 0.075	0.9987
SM5	4	16.04 ± 0.18	0.095 ± 0.004	0.9839	6.503 ± 0.09	0.29 ± 0.01	0.9998	5.2E+03 ± 520	3661 ± 366	2.7E-04 ± 0.00003	0.70 ± 0.07	0.9998
	25	13.75 ± 0.13	0.044 ± 0.002	0.9896	6.508 ± 0.08	0.23 ± 0.01	0.9965	2.4E+04 ± 2400	9180 ± 918	1.1E-04 ± 0.00001	0.77 ± 0.077	0.9996
	37	11.96 ± 0.11	0.057 ± 0.003	0.9910	5.135 ± 0.06	0.27 ± 0.01	0.9948	2.2E+04 ± 2200	15803 ± 1580	6.3E-05 ± 0.000006	0.75 ± 0.075	0.9970
SM10	4	16.88 ± 0.14	0.105 ± 0.004	0.9886	6.738 ± 0.1	0.31 ± 0.01	0.9986	1.7E+03 ± 170	22939 ± 2294	4.4E-05 ± 0.000004	0.69 ± 0.069	0.9983
	25	13.13 ± 0.12	0.071 ± 0.003	0.9784	5.452 ± 0.07	0.29 ± 0.01	0.9936	1.2E+03 ± 120	6864 ± 686	1.5E-04 ± 0.000015	0.75 ± 0.075	0.9993
	37	12.94 ± 0.09	0.062 ± 0.003	0.9717	5.578 ± 0.06	0.27 ± 0.01	0.9953	9.9E+03 ± 990	4938 ± 494	2.0E-04 ± 0.00002	0.75 ± 0.075	0.9993
SM20	4	21.38 ± 0.20	0.179 ± 0.005	0.9932	7.831 ± 0.11	0.35 ± 0.01	0.9975	1.4E+04 ± 1400	24449 ± 2445	4.1E-05 ± 0.000004	0.66 ± 0.066	0.9991
	25	12.71 ± 0.11	0.063 ± 0.002	0.9915	5.393 ± 0.07	0.31 ± 0.01	0.9920	1.2E+04 ± 1200	17054 ± 1705	5.9E-05 ± 0.000006	0.72 ± 0.072	0.9894
	37	13.08 ± 0.10	0.047 ± 0.002	0.9914	6.081 ± 0.08	0.27 ± 0.01	0.9917	2.8E+04 ± 2800	14109 ± 1411	7.1E-05 ± 0.000007	0.77 ± 0.077	0.9994
SM40	4	24.84 ± 0.25	0.472 ± 0.01	0.9946	7.429 ± 0.12	0.48 ± 0.02	0.9991	3.7E+03 ± 370	41626 ± 4163	2.4E-05 ± 0.000002	0.53 ± 0.053	0.9989
	25	19.41 ± 0.18	0.314 ± 0.008	0.9874	6.026 ± 0.09	0.46 ± 0.02	0.9976	6.3E+03 ± 630	131529 ± 13153	7.6E-06 ± 0.00000076	0.54 ± 0.054	0.9961
	37	17.28 ± 0.15	0.248 ± 0.007	0.9872	5.509 ± 0.07	0.44 ± 0.02	0.9975	6.4E+03 ± 640	42249 ± 4225	2.4E-05 ± 0.000002	0.59 ± 0.059	0.9632

periods due to the formation of more secondary bonds between milk molecules^[20]. Consistency index values vary between 0.054 to 0.472 Pa·s, generally increasing with maltodextrin concentration and decreasing with temperature.

Ostwald-Waelle flow

To better understand the deviation from the Newtonian fluids, the experimental data was fitted with the Ostwald Waelle (Power law equation). Results for both parameters are summarized in Table 3. The flow curves generated by the data fitting are presented in Fig. 3. From Table 2, considering that the R^2 values are all above 99%, it is concluded that the power law model fits well the experimental data. Consistency indexes are similar to the constant dynamic viscosity of Newtonian fluids and the obtained values ranged from 5.135 to 8.764 Pa·sⁿ. Accordingly, to Rao and co-workers, these values can be considered high, and typical of purees with high solid concentrations^[21]. The effect of maltodextrin concentration is not clear since values can be considered constant throughout the entire series of concentrations. Even comparing the SM0, which has no maltodextrin, with the others, no clear differences are identified. However, with temperature, it is possible to identify higher values at 4 °C, but similar values at 25 and 37 °C. Higher consistency indexes do not necessarily guarantee a fluid with higher viscosity because this property also depends on the flow behavior and shear rate for shear-thinning fluids. For a solution to be considered a Newtonian fluid, the flow index value should be 1 as viscous stress and strain rate would be related by a constant dynamic viscosity ($\tau = \mu \cdot \dot{\gamma}$). However, the power law equation fitted to the experimental data gave values for flow index ranging from 0.222 to 0.436, meaning that all studied solutions were non-newtonian. Since the flow index is lower than 1, all samples presented shear-thinning properties where increasing shear rate results in lower apparent viscosity or higher stress is required to flow (Fig. 2). The more the flow index is close to 1 the less shear thinning the sample is. Similar values of consistency index and flow behavior were obtained for mango and pineapple pulps^[22]. Thus, analyzing Table 2, it is

clear that maltodextrin concentration have small impact on the flow index since values are almost constant until 20%. Above 20% the flow index suffers a sharp increase for all temperatures, meaning that fluid is less shear thinning effect. This can be explained by an overlap between the hydrodynamic domains of the maltodextrin coils. Once a given shear rate is reached, such maltodextrin coils start to disentangle and become aligned on the shear rate plane and interact *via* hydrogen bonds in a similar fashion to starch retrogradation. However, because the concentration has exceeded the critical concentrations, the disentanglements are less pronounced, and thus the shear thinning is also less pronounced. Similar behavior was detected on oil/water emulsions containing tapioca maltodextrin, where increasing concentrations of maltodextrin resulted in less shear thinning fluids^[23]. It is also known that maltodextrin solutions are Newtonian fluids.

Cross model

Cross model has been used to evaluate the rheological properties of polysaccharides where coil entanglements are present^[24]. Shear thinning dispersions often exhibit three stages of viscous response when sheared at a wide range of shear rates. At low shear rates, fluids tend to present Newtonian properties with a zero-shear-constant η_0 viscosity that is followed by a second stage, that is the typical shear thinning range where the viscosity drops as a function of the shear rate. At the third stage, fluids reach a constant infinite-shear-rate viscosity.

Results for all parameters are presented in Table 2. Zero-shear-viscosity ranged between 10^3 to 10^4 with no clear trend for any of the parameters used. The reciprocal of cross time constant, ($\alpha_c = 1/\gamma_c$) gives the order of magnitude of the critical shear rate that marks the end of the Newtonian plateau region and the beginning of the shear thinning region. Values ranged from 10^{-4} for lower concentrations and 10^{-5} for higher maltodextrin concentrations. The difference between the lower and higher concentrations lies on the rearrangements of macromolecules. Macromolecules do not need to rearrange or align at lower shear rates due to flow, but at stage 2, medium shear rates make molecules re-arrange, causing the shear thinning effect. Because the concentration of macromolecules is higher, the onset of the shear thinning effect occurs at smaller shear rates. The values of m are the cross exponent, which are $m = (1 - n)$, where n is the power law flow behavior. Therefore, decreasing m values means that fluid is less shear-thinning and more Newtonian. Similarly to the power law model, flow behavior values are within the same range (0.8 to 0.7) for all concentrations and temperatures except when maltodextrin concentration is higher than 20%, where the flow falls for close to 0.5.

Table 3. Arrhenius-type equation parameters for apparent viscosity of diluted avocado pulp samples.

	Activation energy (kJ/mol)	A (Pa·s)	R^2
SM0	5.96 ± 0.6	$1.8E-2 \pm 0.0016$	0.9635
SM5	7.35 ± 0.33	$1.1E-2 \pm 0.0023$	0.9734
SM10	8.32 ± 0.65	$7.52E-3 \pm 0.00049$	0.9798
SM20	12.93 ± 0.34	$2.25E-4 \pm 0.0000345$	0.9666
SM40	10.36 ± 0.23	$8.23E-3 \pm 0.000431$	0.9943

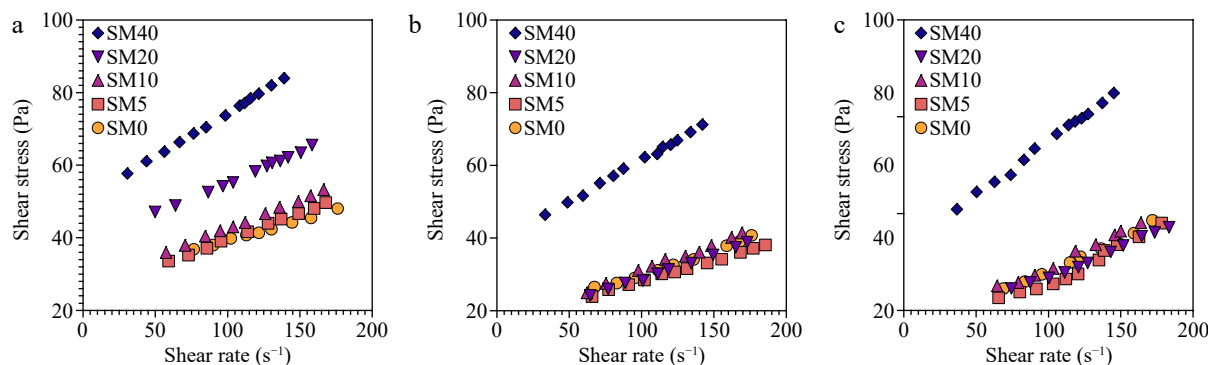


Fig. 3 –Flow curves for avocado formulations at (a) 4 °C, (b) 25 °C, and (c) 37 °C modelled using Ostwald-Waelle models.

Lira-Ortiz and co-workers found much lower values for the parameters of the cross model when analyzing the rheological properties of pectin from prickly pears. The smaller values might be due to the lower concentrations used^[25].

Thermodynamic analysis of avocado pulp flow behavior

Fluid flow is kinetically controlled, so an Arrhenius-type equation can determine the viscosity at any given temperature as long as the activation energy is determined. Equation 4 is thermodynamically derived and assumes the free volume theory, where an energy barrier exists for a molecule or a group of molecules, to move from one position to another, before and after flowing.

Since *E_a* expresses the difficulty for a molecule to move from one position to another the intensity of molecular interactions, the bulkiness and rigidity of side groups are parameters that influence the *E_a*. Table 3 summarizes the activation energy of all samples. Values ranged between 5.96 to 12.93 kJ/mol depending on maltodextrin concentration. Shear rate used for calculation was 100 s⁻¹ since it is considered as a typical value for pipe flow, agitation or swallowing^[26]. Similar results were found for acai blueberry pulp, where increases in Brix resulted in higher activation energy^[27]. The activation energy is the energy required to form a molecular cavity where to a given molecule 'jumps' leaving its temporary equilibrium position. The increases in the activation energy with maltodextrin concentration suggest that the hydrocolloid forms a new structure within the avocado pulp, hindering the mobility of molecules. The frequency factor is often associated with molecular collision, and the obtained values tend to decrease with increasing maltodextrin concentration. The explanation for such a result might be the molecular confinement and reduced mobility and, thus, reduction in the collision rate.

Texture properties

We examined the effects of varying maltodextrin concentrations and temperatures on the textural properties of an avocado pulp. The textural parameters investigated include cohesiveness, consistency, firmness, and viscosity index and results are presented in Table 4.

Cohesiveness, a measure of the internal binding forces within the food matrix, generally increased with maltodextrin concentration across all temperatures. This can be attributed to the fact that maltodextrin acts as a bulking agent and thickener, improving the overall structure and binding within the pulp. Additionally, cohesiveness was found to be highest at the lowest temperature (4 °C), which could be due to the increased viscosity at lower temperatures, leading to stronger interactions between the avocado pulp and maltodextrin particles.

Consistency, an indicator of the thickness and flow behavior of the avocado pulp, also increased with maltodextrin concentration. This can be explained by the water-binding capacity of maltodextrin, which reduces the free water content and thus increases the thickness of the avocado pulp. The consistency was highest at 4 °C, followed by 25 °C, and then 37 °C. This trend can be attributed to the temperature-dependent behavior of the avocado pulp and maltodextrin-water interactions, where lower temperatures result in increased viscosity and reduced flow.

Firmness, a measure of the force required to deform the avocado pulp, increased with maltodextrin concentration, consistent with the enhancement of the structural integrity of the avocado pulp due to the presence of maltodextrin. The

Table 4. Instrumental texture analysis of avocado pulp samples with different maltodextrin concentrations at different temperatures.

Maltodextrin concentration	Temperature (°C)	Cohesiveness	Consistency (N)	Firmness (N)	Viscosity index (Pa·s)
0	4	0.22 ± 0.01	7.81 ± 0.05	0.35 ± 0.02	0.47 ± 0.03
0	25	0.18 ± 0.01	6.97 ± 0.04	0.33 ± 0.02	0.31 ± 0.02
0	37	0.16 ± 0.01	5.69 ± 0.03	0.27 ± 0.01	0.17 ± 0.01
5%	4	0.22 ± 0.01	8.06 ± 0.05	0.36 ± 0.02	0.42 ± 0.03
5%	25	0.18 ± 0.01	7.52 ± 0.04	0.34 ± 0.02	0.37 ± 0.02
5%	37	0.17 ± 0.01	6.25 ± 0.03	0.29 ± 0.01	0.22 ± 0.01
10%	4	0.24 ± 0.01	8.14 ± 0.05	0.38 ± 0.02	0.44 ± 0.03
10%	25	0.19 ± 0.01	7.53 ± 0.04	0.35 ± 0.02	0.37 ± 0.02
10%	37	0.18 ± 0.01	7.29 ± 0.04	0.32 ± 0.01	0.27 ± 0.01
20%	4	0.32 ± 0.02	10.72 ± 0.06	0.42 ± 0.02	0.79 ± 0.04
20%	25	0.19 ± 0.01	7.82 ± 0.04	0.35 ± 0.02	0.35 ± 0.02
20%	37	0.17 ± 0.01	6.94 ± 0.04	0.35 ± 0.02	0.19 ± 0.01
40%	4	0.34 ± 0.02	12.09 ± 0.07	0.58 ± 0.03	0.99 ± 0.05
40%	25	0.28 ± 0.02	11.72 ± 0.06	0.57 ± 0.03	0.76 ± 0.04
40%	37	0.23 ± 0.01	8.75 ± 0.05	0.42 ± 0.02	0.42 ± 0.02

firmness was highest at 4 °C, decreasing as temperature increased. This could be due to the avocado pulp's temperature sensitivity and the maltodextrin's water-binding capacity, which tends to weaken at higher temperatures.

The viscosity index, which reflects the resistance of the avocado pulp to flow, increased with maltodextrin concentration, suggesting that the presence of maltodextrin increased the overall viscosity of the avocado pulp. The viscosity index was highest at 4°C, decreasing as the temperature increased. This is likely because viscosity generally decreases with increasing temperature as the components' molecular motion and kinetic energy increase, reducing the resistance to flow.

Conclusions

In conclusion, this study comprehensively examined the rheological and textural properties of an avocado pulp with varying maltodextrin concentrations and temperatures. From a rheological perspective, our results highlighted that the avocado pulp exhibits non-Newtonian, shear-thinning behavior, with the Bingham, Ostwald-Waele, and Cross models fitting the experimental data well. Maltodextrin concentration had a discernable influence on these properties, generally acting to reduce the initial flow barrier and serve as a lubricant at lower concentrations, while increasing yield stress and viscosity at higher concentrations. The thermodynamic analysis further reinforced these findings, demonstrating a direct relationship between maltodextrin concentration and activation energy, suggesting that maltodextrin forms a new structure within the avocado pulp that influences molecular mobility. Texturally, the avocado pulp's cohesiveness, consistency, firmness, and viscosity index increased with maltodextrin concentration, signifying the role of maltodextrin as a bulking agent and thickener. Furthermore, temperature pronounced affected both rheological and textural properties, with lower temperatures resulting in increased yield stress, viscosity, cohesiveness, consistency, and firmness. These findings have significant implications for the food industry, particularly when formulating fruit-based beverages with optimized sensory and rheological characteristics. By manipulating maltodextrin concentration and temperature, such beverages' flow behavior and texture can be tailored to suit specific consumer preferences and functional requirements. Further research would be

beneficial to understand the behavior of other hydrocolloids and their interactions with fruit pulp in such systems, which would open up new avenues for innovation in the food and beverage industry.

Author contributions

The authors confirm contribution to the paper as follows: investigation: Ribeiro S, Lima J, Batista L; formal analysis: Nascimento A; supervision: Almeida R; original draft preparation, review & editing: Lisboa H. All authors reviewed the results and approved the final version of the manuscript.

Data availability

The datasets generated during and/or analyzed during the current study are available from the corresponding author on reasonable request.

Conflict of interest

The authors declare that they have no conflict of interest.

Dates

Received 16 November 2023; Revised 23 January 2024; Accepted 15 March 2024; Published online 7 May 2024

References

- Araújo RG, Rodriguez-Jasso RM, Ruiz HA, Pintado MME, Aguilar CN. 2018. Avocado by-products: Nutritional and functional properties. *Trends in Food Science & Technology* 80:51–60
- Dantas D, Pasquali MA, Cavalcanti-Mata M, Duarte ME, Lisboa HM. 2018. Influence of spray drying conditions on the properties of avocado powder drink. *Food Chemistry* 266:284–91
- Saavedra J, Córdova A, Navarro R, Díaz-Calderón P, Fuentealba C, et al. 2017. Industrial avocado waste: Functional compounds preservation by convective drying process. *Journal of Food Engineering* 198:81–90
- Salazar-López NJ, Domínguez-Avila JA, Yahia EM, Belmonte-Herrera BH, Wall-Medrano A, et al. 2020. Avocado fruit and by-products as potential sources of bioactive compounds. *Food Research International* 138:109774
- Kassim MS, Sarow SA. 2020. Flows of Viscous Fluids in Food Processing Industries: A review. *IOP Conference Series: Materials Science and Engineering* 870:012032
- Gupta MK, Torrico DD, Ong L, Gras SL, Dunshea FR, et al. 2022. Plant and dairy-based yogurts: a comparison of consumer sensory acceptability linked to textural analysis. *Foods* 11:463
- Li MC, Wu Q, Moon RJ, Hubbe MA, Bortner MJ. 2021. Rheological aspects of cellulose nanomaterials: Governing factors and emerging applications. *Advanced Materials* 33:2006052
- Herazo MÁ, Ciro-Velásquez HJ, Márquez CJ. 2019. Rheological and thermal study of structured oils: Avocado (*Persea americana*) and sachá inchi (*Plukenetia volubilis* L.) systems. *Journal of Food Science and Technology* 56:321–29
- Freitas SP, Da Silva FC, Lago RCA, Qassim RY. 1996. Rheological behaviour of processed avocado pulp emulsions. *International Journal of Food Science & Technology* 31:319–25
- Tabilo-Munizaga G, Moyano R, Simpson R, Barbosa-Canovas GV, Swanson BG. 2005. Flow and viscoelastic properties of pressurized avocado puree. *Journal of Food Processing and Preservation* 29:196–207
- Osorio F, Roman A, Ortiz J. 2015. Effects of ripening on rheological properties of avocado pulp (*Persea americana* mill. Cv. Hass). *Journal of Physics: Conference Series* 602:012016
- Martínez-Padilla LP, Franke L, Juliano P. 2017. Characterisation of the viscoelastic properties of avocado puree for process design applications. *Biosystems Engineering* 161:62–69
- de Oliveira Alencar DD, de Souza EL, da Cruz Almeida ET, da Silva AL, Oliveira HML, et al. 2022. Microencapsulation of *Cymbopogon citratus* D.C. stapf essential oil with spray drying: development, characterization, and antioxidant and antibacterial activities. *Foods* 11:1111
- Mitschka P. 1982. Simple conversion of Brookfield R.V.T. readings into viscosity functions. *Rheologica Acta* 21:207–9
- Martins GMV, de Sousa S, Duarte MEM, Cavalcanti-Mata MERM, Lisboa Oliveira HM. 2021. Modeling the combinatory effects of parboiling and cooking on red paddy rice (*Oryza sativa* L.) properties. *LWT* 147:111607
- Tung MA. 1978. Rheology of protein dispersions. *Journal of Texture Studies* 9:3–31
- Lima DB, Almeida RD, Pasquali M, Borges SP, Fook ML, Lisboa HM. 2018. Physical characterization and modeling of chitosan/peg blends for injectable scaffolds. *Carbohydrate Polymers* 189:238–49
- Zheng H. 2019. Introduction: Measuring rheological properties of foods. In *Rheology of semisolid foods*, ed. Joyner H. Cham: Springer. pp. 3–30. https://doi.org/10.1007/978-3-030-27134-3_1
- Balestra F, Cocci E, Marsilio G, Dalla Rosa M. 2011. Physico-chemical and rheological changes of fruit purees during storage. *Procedia Food Science* 1:576–82
- Bienvenue A, Jiménez-Flores R, Singh H. 2003. Rheological properties of concentrated skim milk: importance of soluble minerals in the changes in viscosity during storage. *Journal of Dairy Science* 86:3813–21
- Rao MA, Rizvi SS, Datta AK, Ahmed J. 2014. *Engineering properties of foods*. 4th Edition. Boca Raton: CRC Press. <https://doi.org/10.1201/b16897>
- Pelegri D, Silva F, Gasparetto C. 2002. Rheological behavior of pineapple and mango pulps. *LWT* 35:645–48
- Udomrati S, Ikeda S, Gohtani S. 2013. Rheological properties and stability of oil-in-water emulsions containing tapioca maltodextrin in the aqueous phase. *Journal of Food Engineering* 116:170–75
- Rao MA. 2014. Flow and functional models for rheological properties of fluid foods. In *Rheology of Fluid, Semisolid, and Solid Foods*. Boston, MA: Springer. pp. 27–61. https://doi.org/10.1007/978-1-4614-9230-6_2
- Lira-Ortiz AL, Reséndiz-Vega F, Ríos-Leal E, Contreras-Esquivel JC, Chavarría-Hernández N, et al. 2014. Pectins from waste of prickly pear fruits (*Opuntia albicarpa* Scheinvar 'Reyna'): Chemical and rheological properties. *Food Hydrocolloids* 37:93–99
- Krokida MK, Maroulis ZB, Saravacos GD. 2001. Rheological properties of fluid fruit and vegetable puree products: compilation of literature data. *International Journal of Food Properties* 4:179–200
- Nindo CI, Tang J, Powers JR, Takhar PS. 2007. Rheological properties of blueberry puree for processing applications. *LWT - Food Science and Technology* 40:292–99



Copyright: © 2024 by the author(s). Published by Maximum Academic Press on behalf of Nanjing Agricultural University. This article is an open access article distributed under Creative Commons Attribution License (CC BY 4.0), visit <https://creativecommons.org/licenses/by/4.0/>.